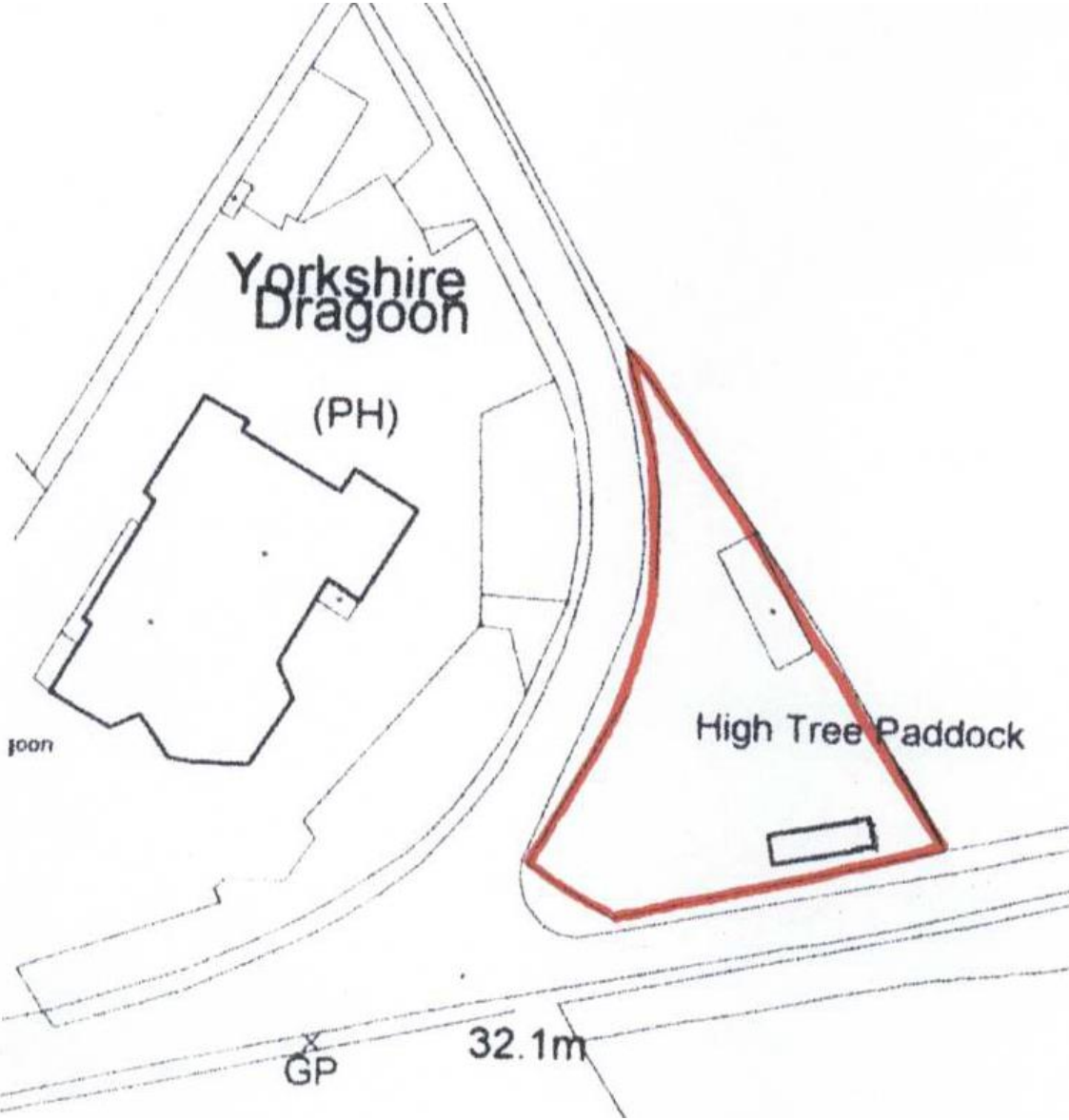
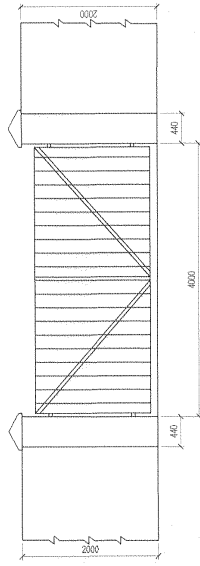


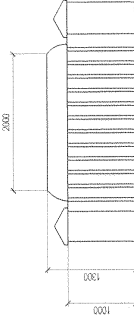
Appendix Ref: 1. Site Location Plan



Appendix Ref: 2. Site layout plan and provision details



Gate Elevation  
Scale 1.50



Gas Tank Elevation  
Scale 1.50

STOCKTON-POOLE-COURT  
Planning  
14 AUG 2009  
DATE RECEIVED

09 / 17 5 2 / --

Project Address	High Tree Padlock Yarm	Dwg No	1591/1	ASPA ASSOCIATES ARCHITECTURE SURVEYING & PLANNING
Client	M G Tyres	Date	13-08-09	Vega House, 8 Grange Road Hartlepool, TS26 8JA Tel. (01429) 244370 Fax. (01429) 233152 www.aspaassociates.co.uk enquiries@aspaassociates.co.uk
Dwg Title	Proposed Plan & Elevations	Scale	1:50 / 1:200	
Rev	A	Rev date	29-07-09	
		Drawn by	MC	

External Dimensions

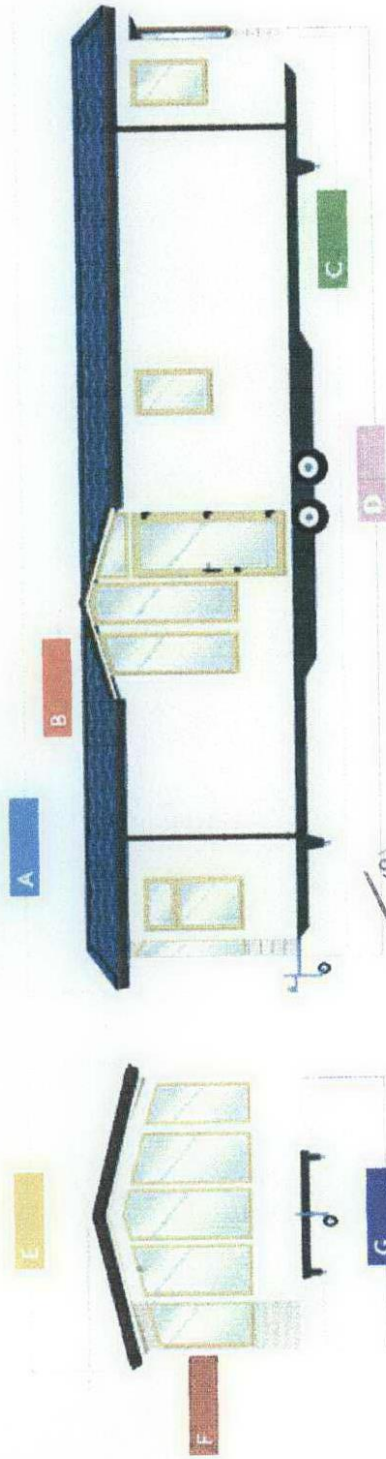
Please contact Willerby for details of model weights.



Range

Leven 37 x 12 2 bed sleeps 6      12480   11890   11480   11690   11690   3902   3465   3662

Leven 37 x 12 3 bed sleeps 8      12480   11890   11480   11690   11690   3902   3465   3662



STOCKTONEBOURNE COUNCIL  
PLANNING  
24 JUL 2009  
DATE RECEIVED

- **A** Overall length including tow bar
- **B** Overall length of roof